











Product	# Responses		
Meat, poultry, seafood	361		53%
Shoes: men's, women's, children's	274		40%
Art and craft supplies	249		37%
Specialty grocery	229		34%
Wine shop	206		30%
Art gallery	194		28%
Office supplies	181		27%
Bakery	179		26%
Clothing: Women's	175		26%
Clothing: Vintage and/or consignment	170		25%